




How to Self-label Exhibits/Entries

Upon confirmation of your entry, you will receive a .PDF containing the labels for your exhibits as per below.

<p>Chapman Valley Show 2021 Exhibit No: 157</p> <p>Section P Photography COLOUR CATEGORY</p> <p>Entry Number: 217 Class 809 Agriculture, mounted</p> <p>This card to be attached to the exhibit </p>	<p>Chapman Valley Show 2021 Exhibit No: 157 Your name is here</p> <p>Section P Photography COLOUR CATEGORY</p> <p>Entry Number: 217 Class 809 Agriculture, mounted</p> <p>Retain this section to hand to steward when claiming exhibit</p>
<p>Chapman Valley Show 2021 Exhibit No: 157</p> <p>Section P Photography COLOUR CATEGORY</p> <p>Entry Number: 220 Class 812 Scenic View, taken in landscape, mounted</p> <p>This card to be attached to the exhibit</p>	<p>Chapman Valley Show 2021 Exhibit No: 157 Your name is here</p> <p>Section P Photography COLOUR CATEGORY</p> <p>Entry Number: 220 Class 812 Scenic View, taken in landscape, mounted</p> <p>Retain this section to hand to steward when claiming exhibit</p>

- The labels are in pairs across the page.
- The left label is for you to stick, rubberband, pin, attach, or staple to your exhibit. Please use common sense for this ie rubberbands are for jars.
- The the other one is to keep to hand in to stewards to collect items.
- The **Exhibit No.** is your unique code in the recording system
- Each label has the Section and Class number on the ticket
- The **Entry Number** refers to the number of entry in the system
- The labels say which ones to attach **(ie the one without your name)**
- If you wish to **specify a particular item**, name, description you can do so, and it will appear on the label as per below.
- If you have difficulty we can easily print them out and assist you to label them prior to the show.

<p>Chapman Valley Show 2021 Exhibit No: 157</p> <p>Blue Skirt </p> <p>Section N Needlework MACHINE SEWING CATEGORY</p> <p>Entry Number: 35 Class 613 Adults garment, any article</p> <p>This card to be attached to the exhibit</p>	<p>Chapman Valley Show 2021 Exhibit No: 157 </p> <p>Blue Skirt</p> <p>Section N Needlework MACHINE SEWING CATEGORY</p> <p>Entry Number: 35 Class 613 Adults garment, any article</p> <p>Retain this section to hand to steward when claiming exhibit</p>
<p>Chapman Valley Show 2021 Exhibit No: 157</p> <p>Pillow</p> <p>Section N Needlework MACHINE SEWING CATEGORY</p> <p>Entry Number: 34 Class 615 Machine Embroidery, any article</p> <p>This card to be attached to the exhibit</p>	<p>Chapman Valley Show 2021 Exhibit No: 157 </p> <p>Pillow</p> <p>Section N Needlework MACHINE SEWING CATEGORY</p> <p>Entry Number: 34 Class 615 Machine Embroidery, any article</p> <p>Retain this section to hand to steward when claiming exhibit</p>